

# TRANSNATIONAL CRIME, LOCAL CRIMINALS

## Rethinking the size and shape of Mexican organized crime

December 2011



---

Instituto Mexicano para la Competitividad A.C.

# DTO revenues: USG estimates

## USG estimates of Mexican DTO revenues (USD bn)

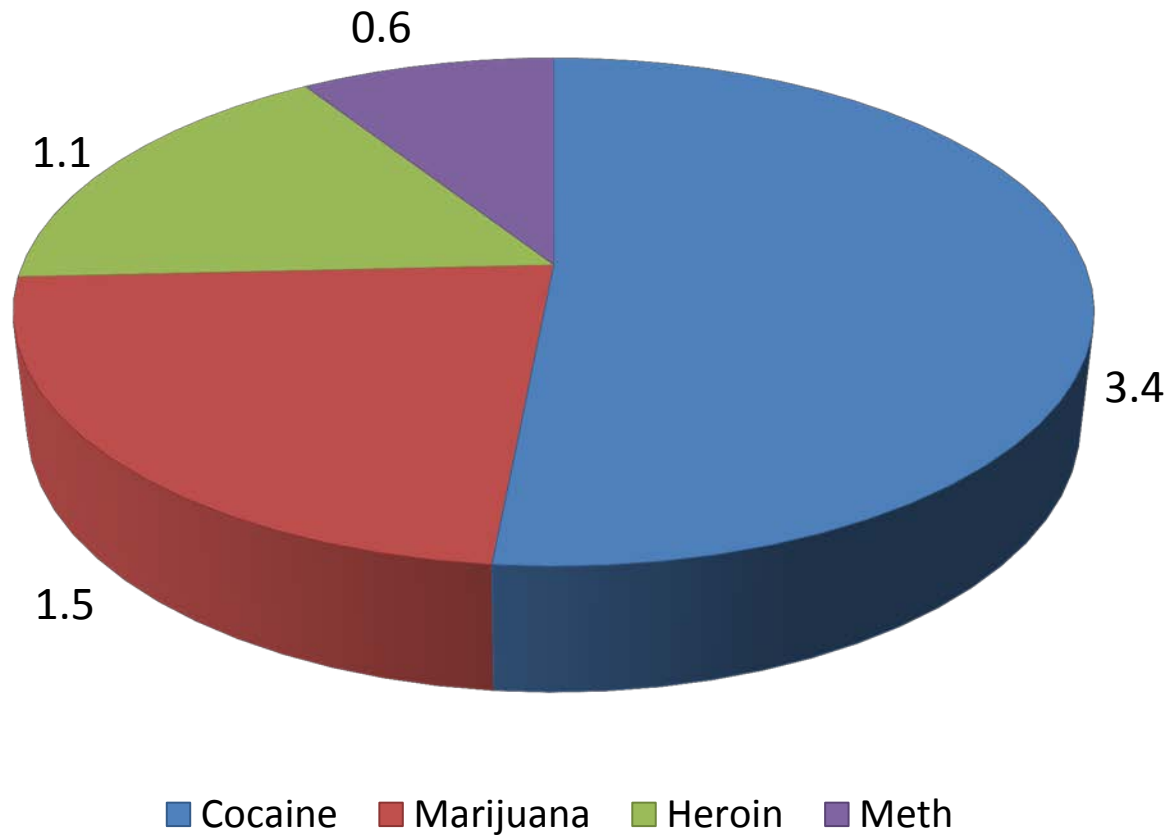
Agency	Date	Low	High
ONDCP	2006	13.8	13.8
NDIC */	2009	18	39
ICE	2010	19	29

Source: ONDCP, NDIC, ICE

\*/ Includes revenues accruing to Colombian DTOs

# DTO export revenues: RAND estimate (2010)

Mexican DTOs: Best estimate of gross export revenues, 2010 (USD bn)



Source: Kilmer *et al* 2010

# DTO export revenues: Our estimate (2011)

Mexican DTOs: Estimates of gross export revenues, 2011 (USD bn)

<b>Drug</b>	<b>Low</b>	<b>Best</b>	<b>High</b>
<b>Marijuana</b>	1.4	1.9	2.5
<b>Cocaine</b>	2.1	2.8	3.6
<b>Meth</b>	0.5	0.6	0.8
<b>Heroin</b>	0.7	0.9	1.2
<b>Total</b>	4.7	6.2	8.1

Source: IMCO / México Evalúa (2011, unpublished)

Note: estimates within 90% confidence interval

# DTO income: missing pieces

GROSS EXPORT REVENUES

- COST OF DRUGS

= NET DRUG EXPORT REVENUES

+ NET DOMESTIC DRUG REVENUES

+ **US DOMESTIC DISTRIBUTION REVENUES**

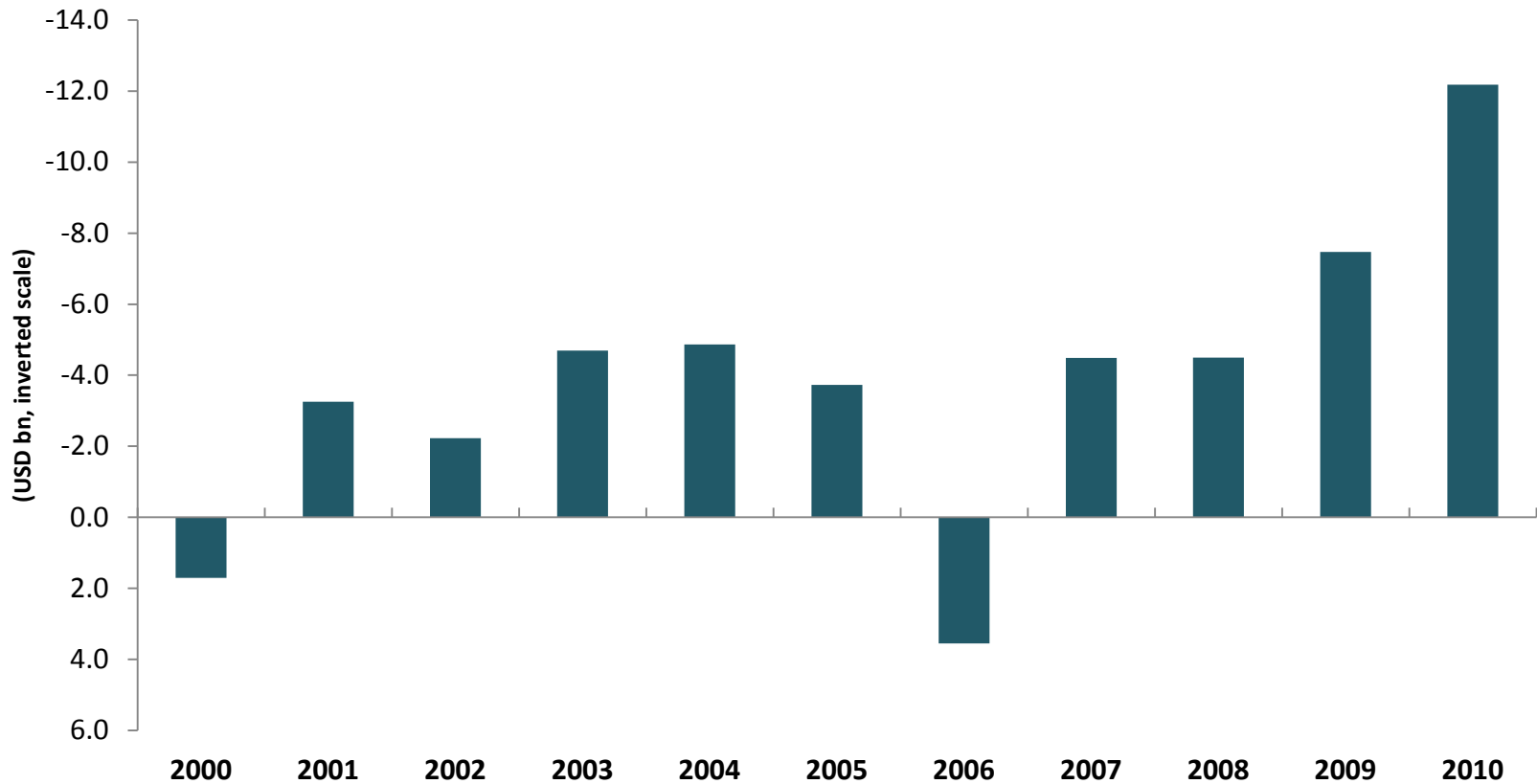
= TOTAL DRUG INCOME

+ NON-DRUG INCOME

= TOTAL INCOME

# Evidence from BOP?

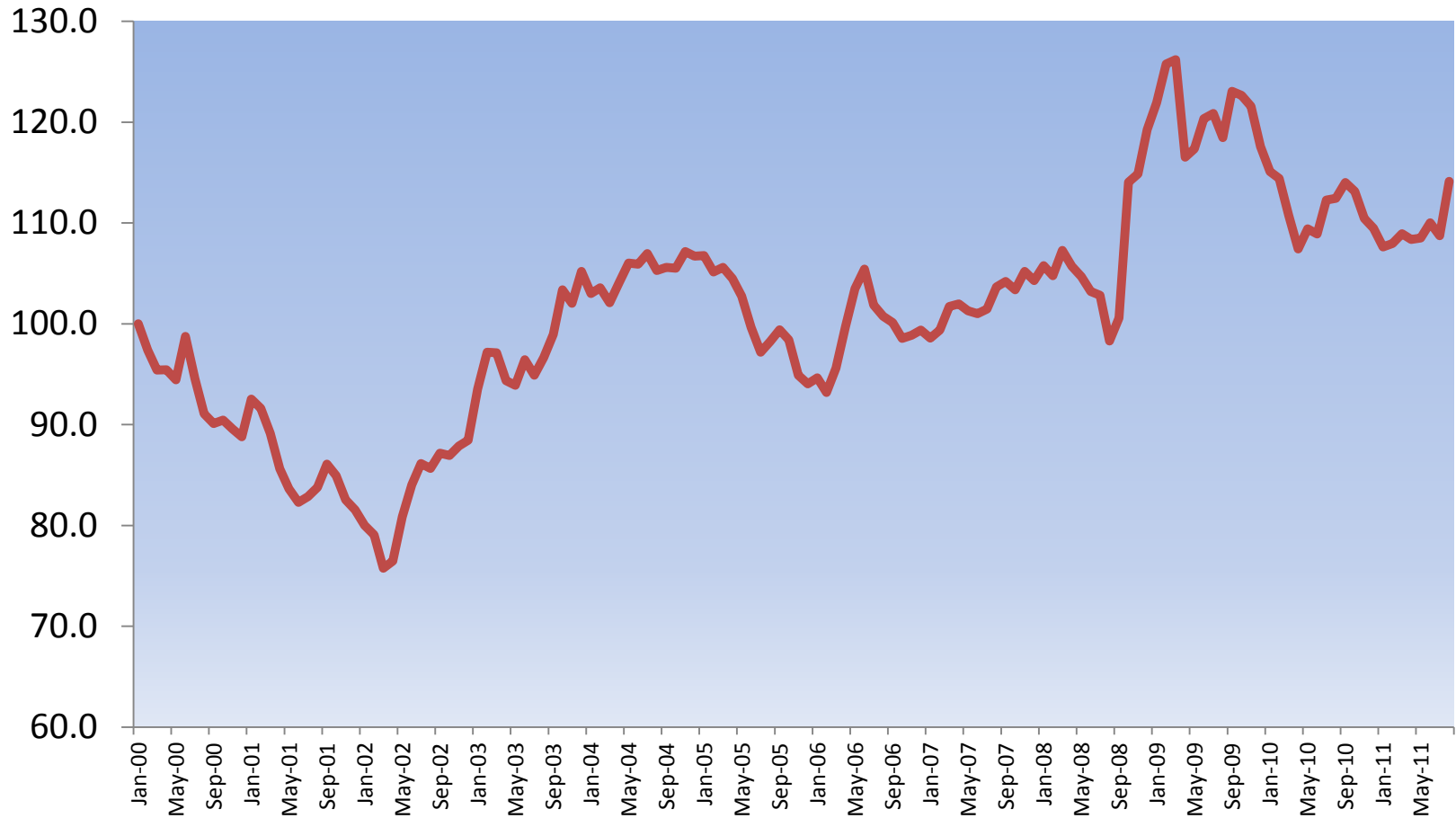
Mexico: Errors and omissions account , 2000-2010 (USD bn)



Source: INEGI

# Evidence of "Dutch disease"?

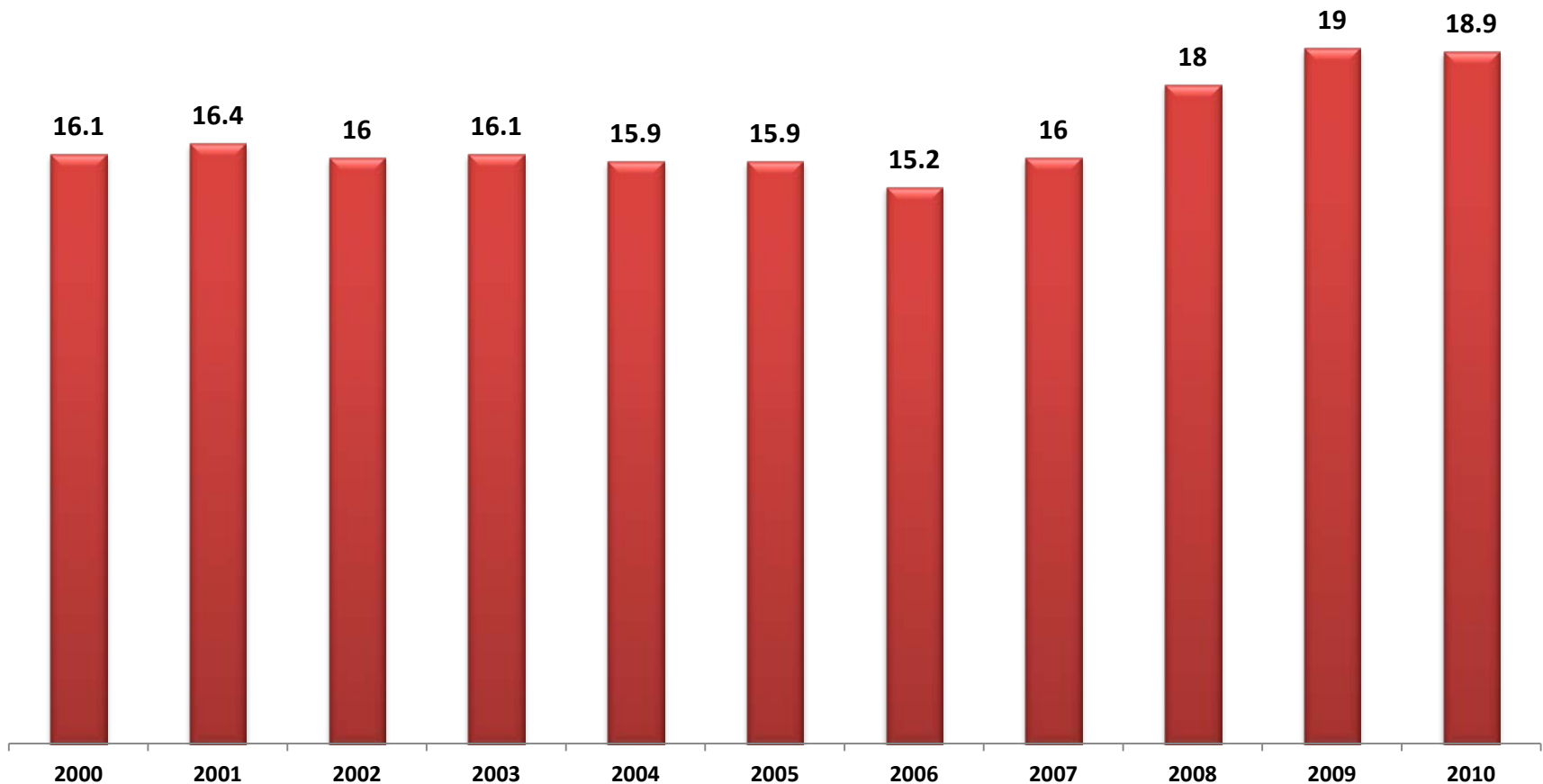
MX Peso: Trade-weighted exchange index, 2000-2011  
(100=Jan. 2000)



Source: Banxico

# Evidence in banking system?

Mexico: Commercial bank deposits, 2000-2010  
(% GDP)

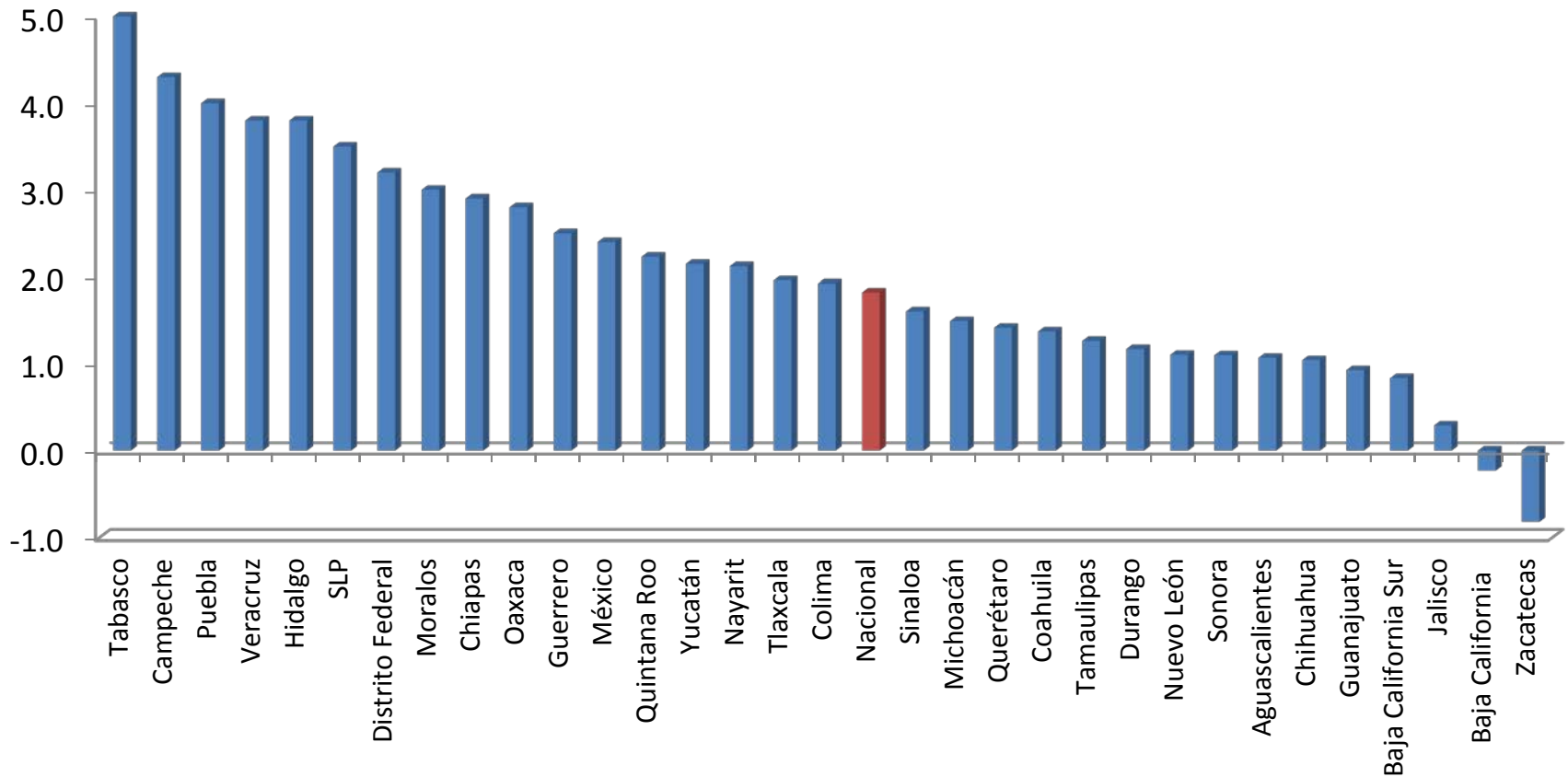


Source: CNBV, BBVA-Bancomer



# Evidence in housing market?

Mexico: Real housing price index by state, 2005-2010  
(average annual real growth)



Source: SHF, Banxico

# Evidence in stock market?

## Selected LATAM stock markets, 2000-2011

MERVAL BUENOS AIRES (^MERV)

Dec 6: 2,615.58 0.00 (0.00%)

Enter Symbol GET CHART COMPARE EVENTS TECHNICAL INDICATORS CHART SETTINGS RESET

Week of Jan 24, 2011 : ^MERV 3,583.1101 ^MXV 36,839.71 ^BVSP 66,698 ^IPSA 4,672.33



© 2011 Yahoo! Inc.

1D 5D 1M 3M 6M YTD 1Y 2Y 5Y Max FROM: Mar 6 2000 TO: Feb 7 2011

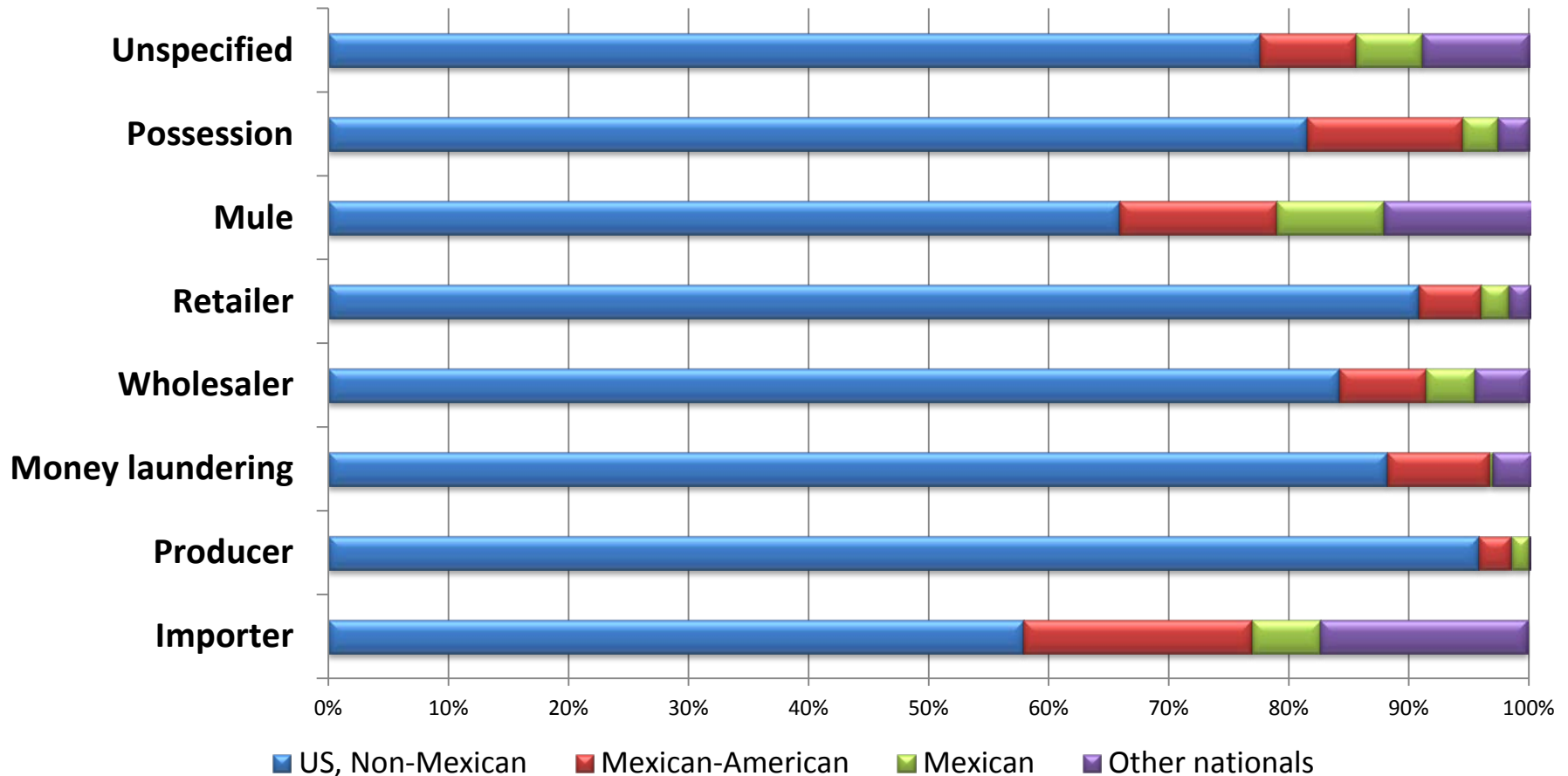
Print Share Send Feedback

Disclaimer. Copyright © 2011 Yahoo! Inc. All rights reserved. Privacy Policy - About Our Ads - Terms of Service - Copyright/TP Policy - Send Feedback - Yahoo! News Network - Quotes delayed at least 15 minutes.

Source: Bloomberg

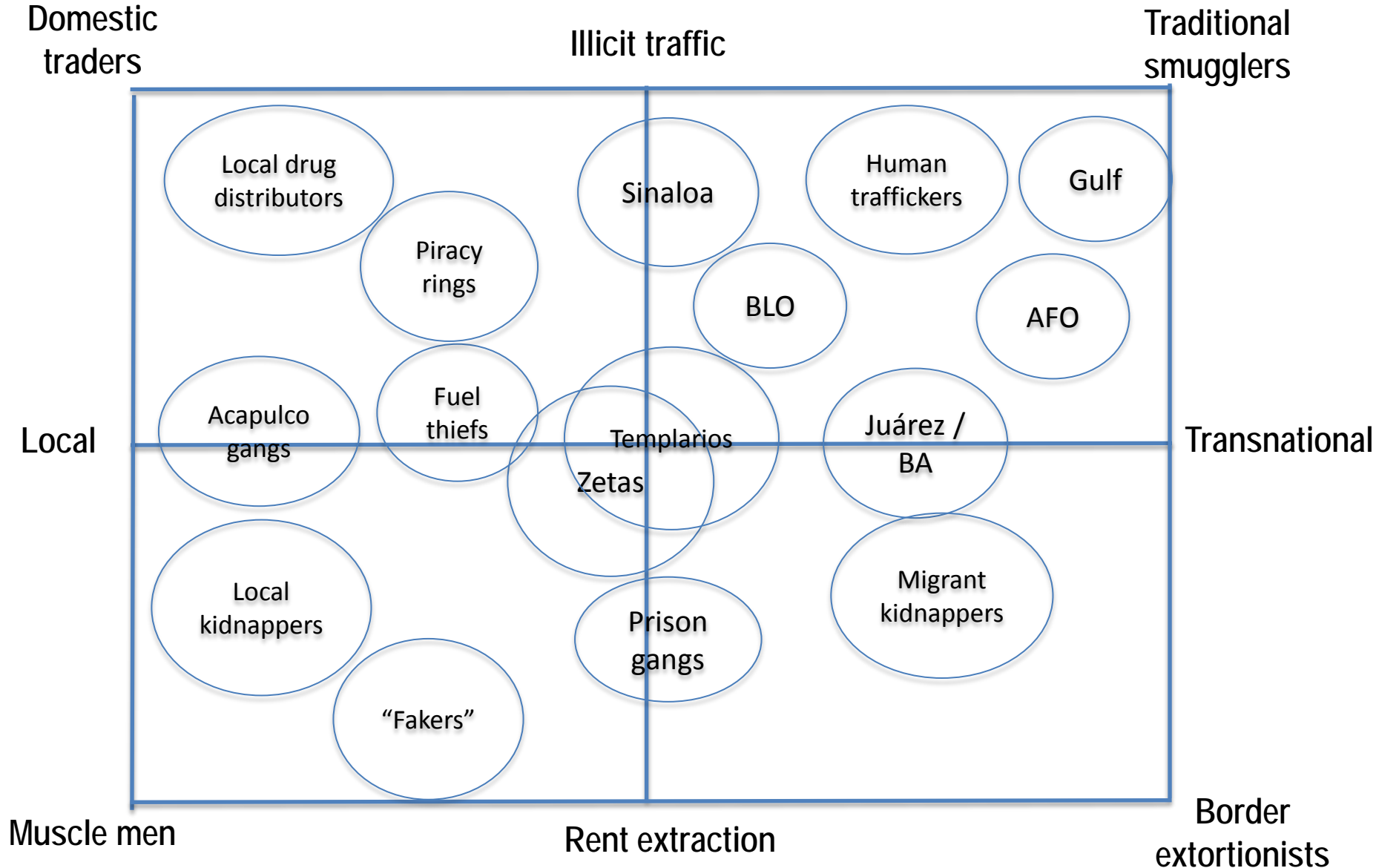
# Vertical integration?

Drug-related state and federal inmates by self-specified role and national/ethnic origin, 2004 (%)



Source: Caulkins/Sevigny 2010, with data from Survey of Inmates in State and Federal Correctional Facilities (2004)

# A taxonomy of criminal groups



# Three conclusions and some implications

---

Conclusions    CW about size, most likely wrong

---

Network, not vertically-integrated structure

---

Highly diversified criminal forms: TCO denomination obscures the issue!

---

Implications    No long-term threat to Mexican national security

---

Key issue: law and order

---

Need for local responses (while leveraging federal + US resources)

---



# Thank you

Alejandro Hope

Proyecto MC2 (Menos Crimen, Menos Castigo)

Blog: <http://www.animalpolitico.com/blogueros-plata-o-plomo>

Twitter: @ahope71



---

Instituto Mexicano para la Competitividad A.C.