

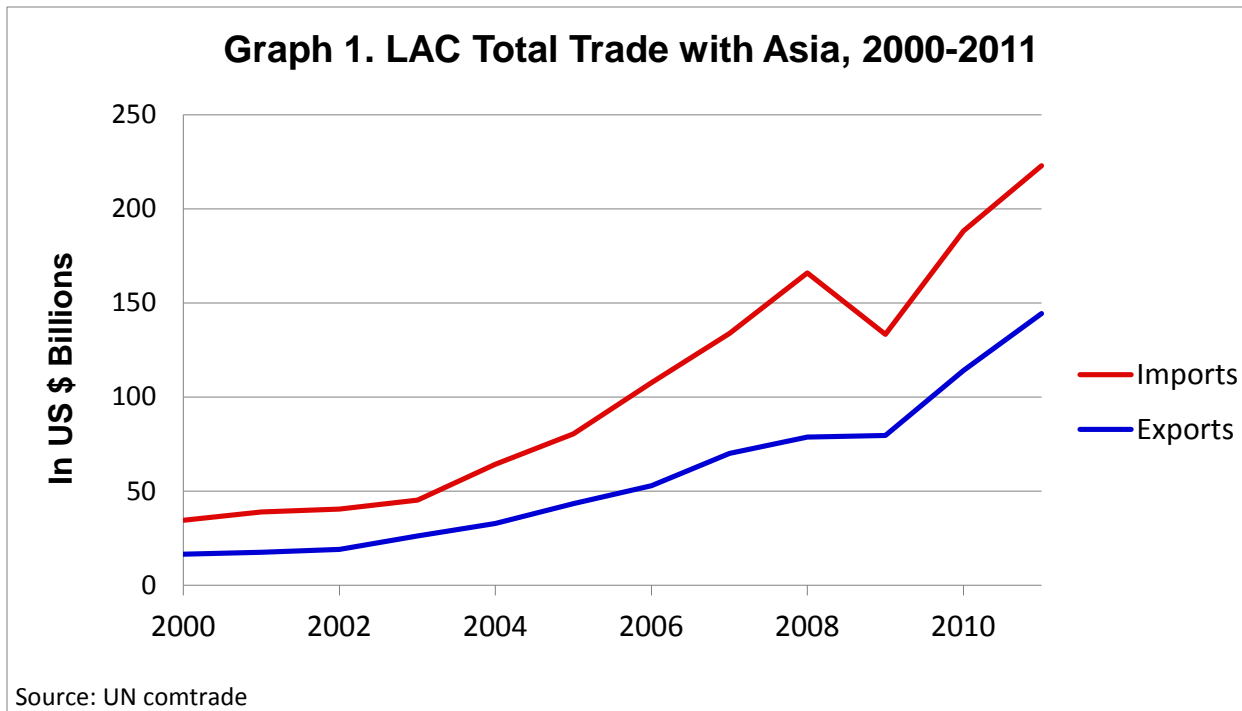
# **Latin American-Asian Trade Flows: No Turning Back**

**Richard Feinberg**

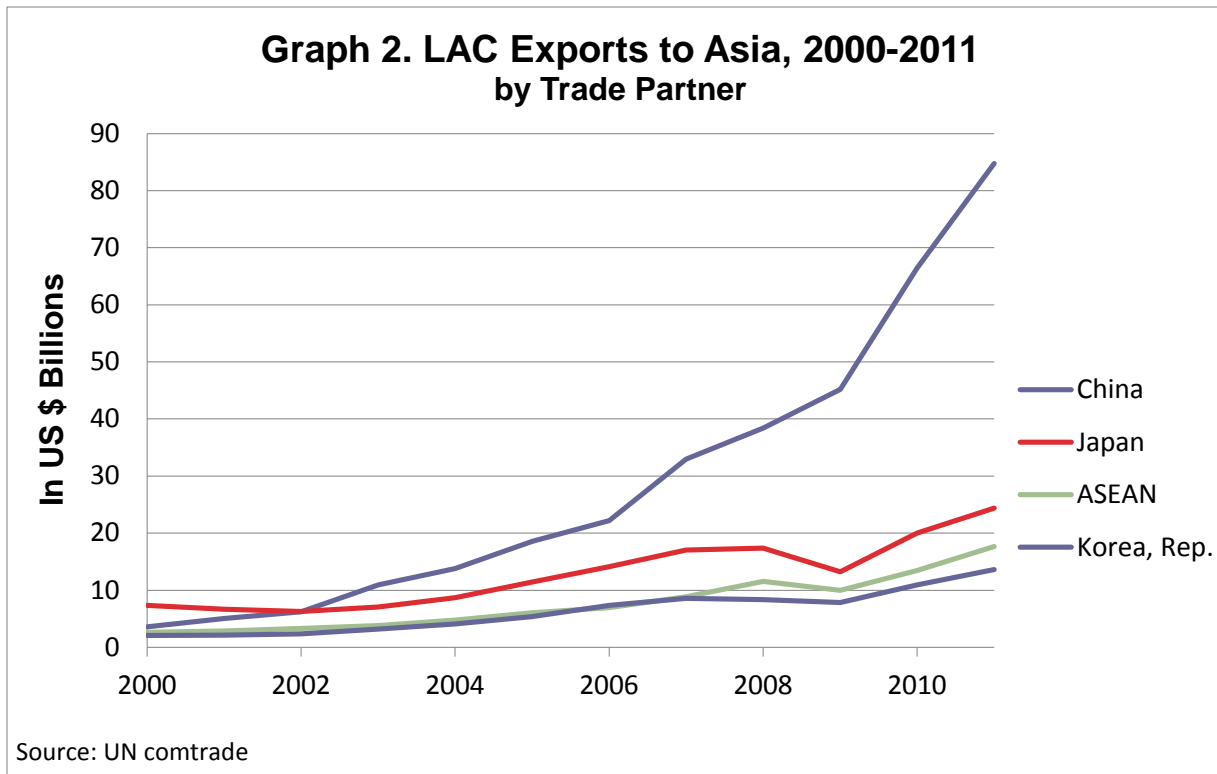
Woodrow Wilson International Center for Scholars

June, 2013

# Latin American Export Trends



# Latin American Export Trends

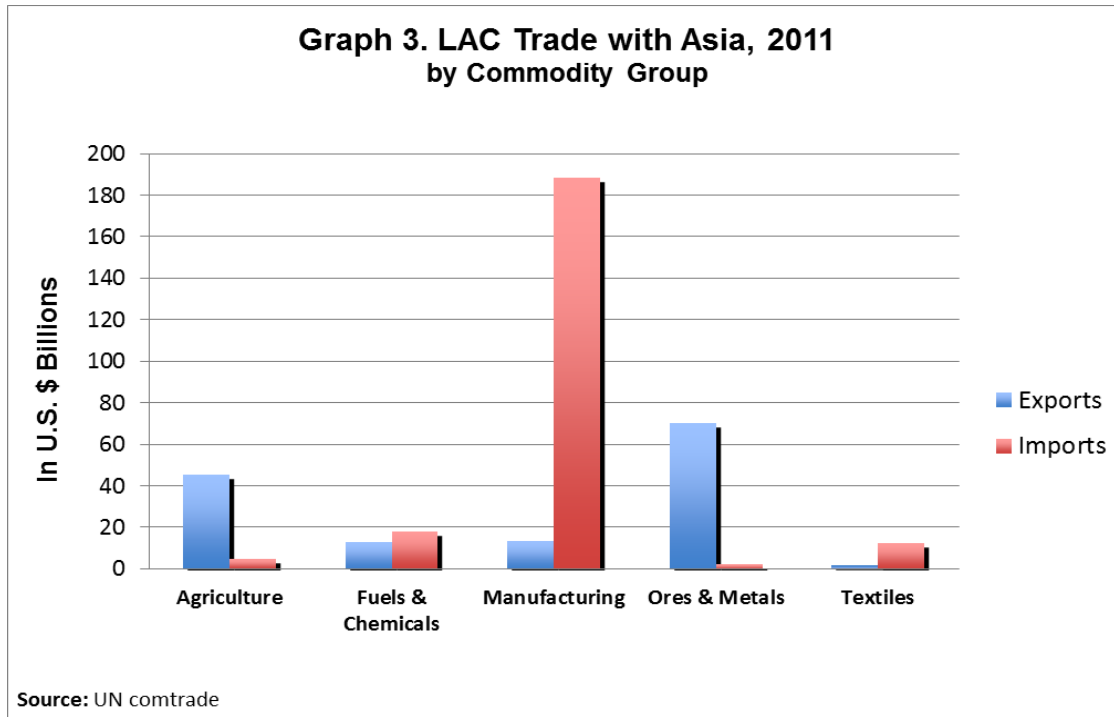


# Latin American Export Trends

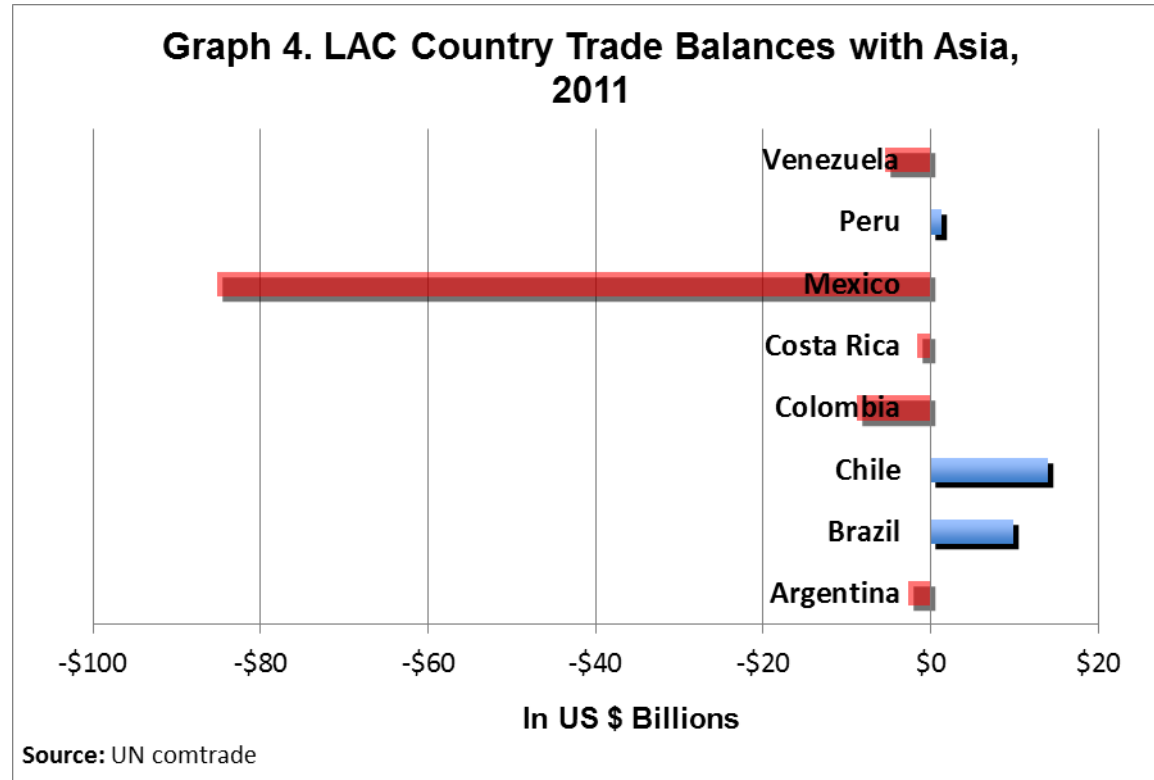
**Table 1. LAC Total Exports, by Region, 2000-2011 (In U.S. \$ Billions)**

Region	2000	2001	2002	2003	2004	2005	2006	2007	2008	2009	2010	2011
World	322.4	311.2	312.8	342.6	427.6	515.7	610.5	623.8	785.8	618.6	785.4	974.4
USA	196.0	180.8	183.4	191.0	233.3	260.2	300.4	281.2	325.6	232.5	296.0	346.7
Latin America	47.9	46.2	39.8	46.8	57.2	76.0	93.3	104.3	146.8	95.4	122.0	151.9
Asia	16.5	17.5	19.1	26.2	32.8	43.3	52.9	70.1	78.7	79.7	114.2	144.4
Europe	39.3	38.8	39.8	47.6	58.7	67.7	87.6	100.4	121.8	88.4	107.4	136.9
Africa	2.8	3.6	4.0	4.5	6.7	9.1	11.3	13.6	16.6	12.8	14.5	20.3
Middle East	2.8	3.6	4.0	4.2	5.1	6.4	8.1	9.2	12.0	11.2	14.7	17.7
ASEAN	2.6	2.9	3.3	3.8	4.7	6.1	7.0	8.9	11.6	10.0	13.4	17.6

# Latin American Export Trends

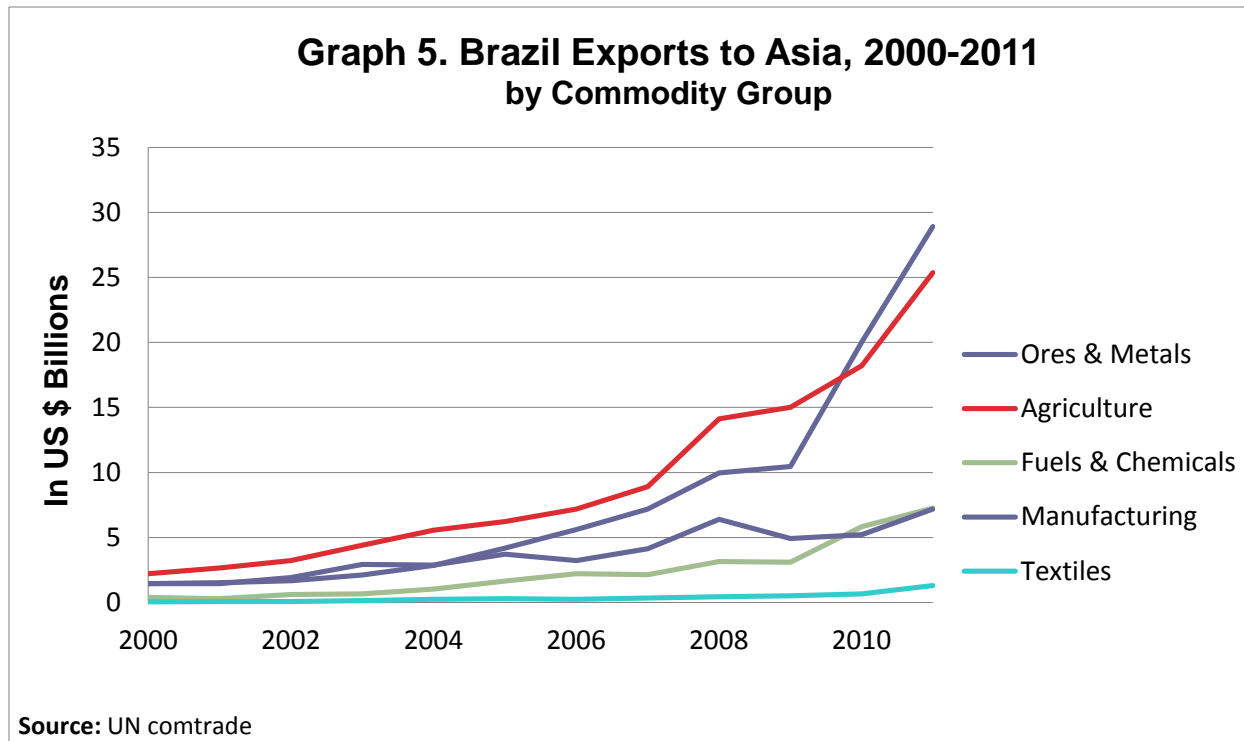


# Inter-regional Trade Balances



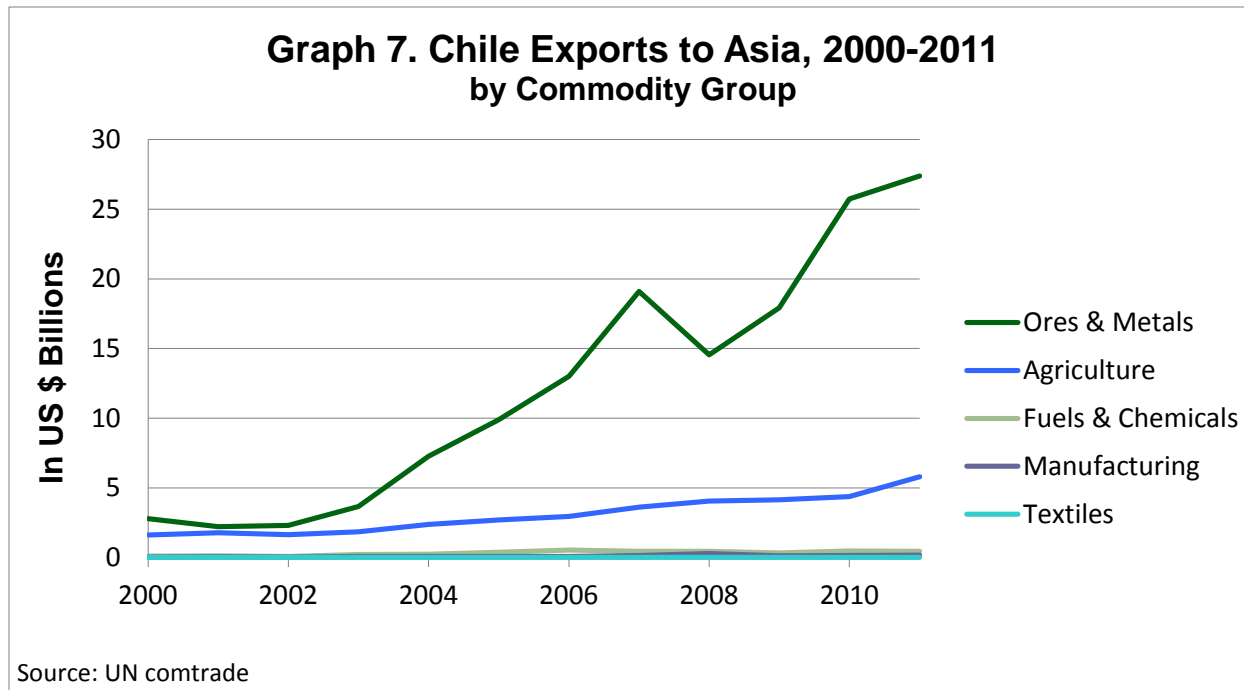
# National Trade Patterns

*Brazil: multi-commodity exporter*



# National Trade Patterns

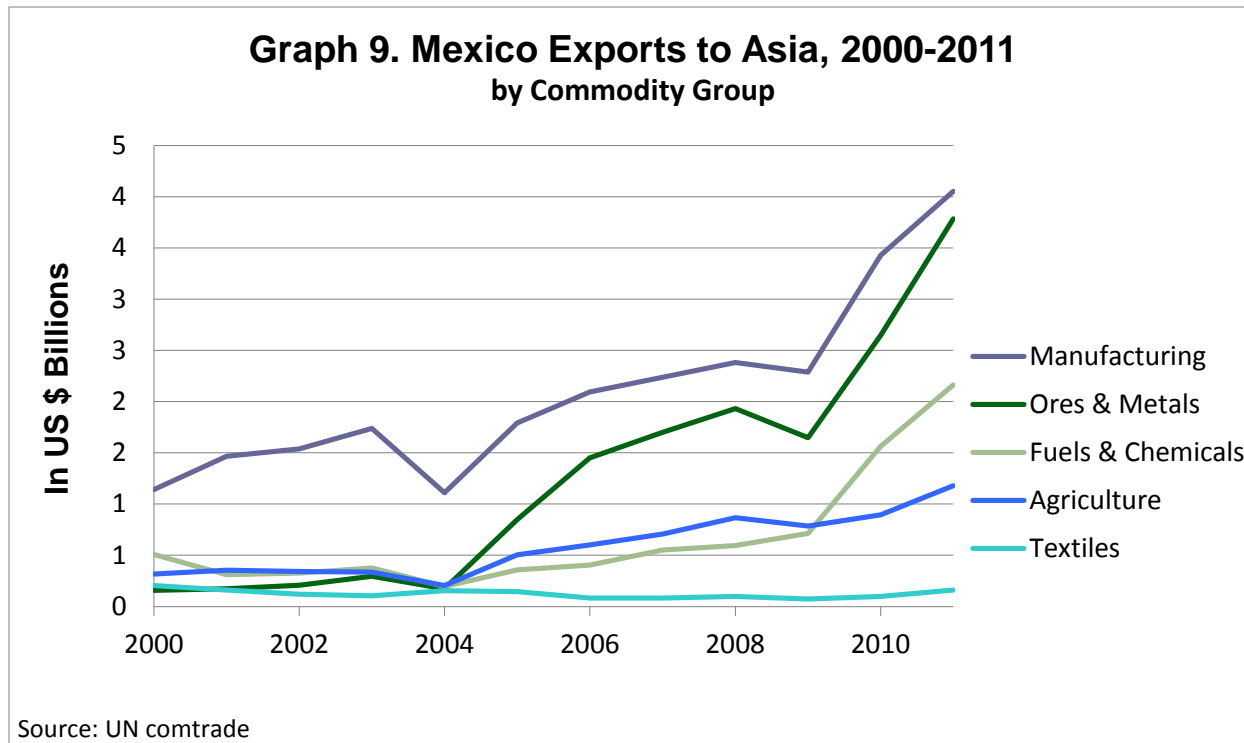
*Chile: mono-commodity exporter*





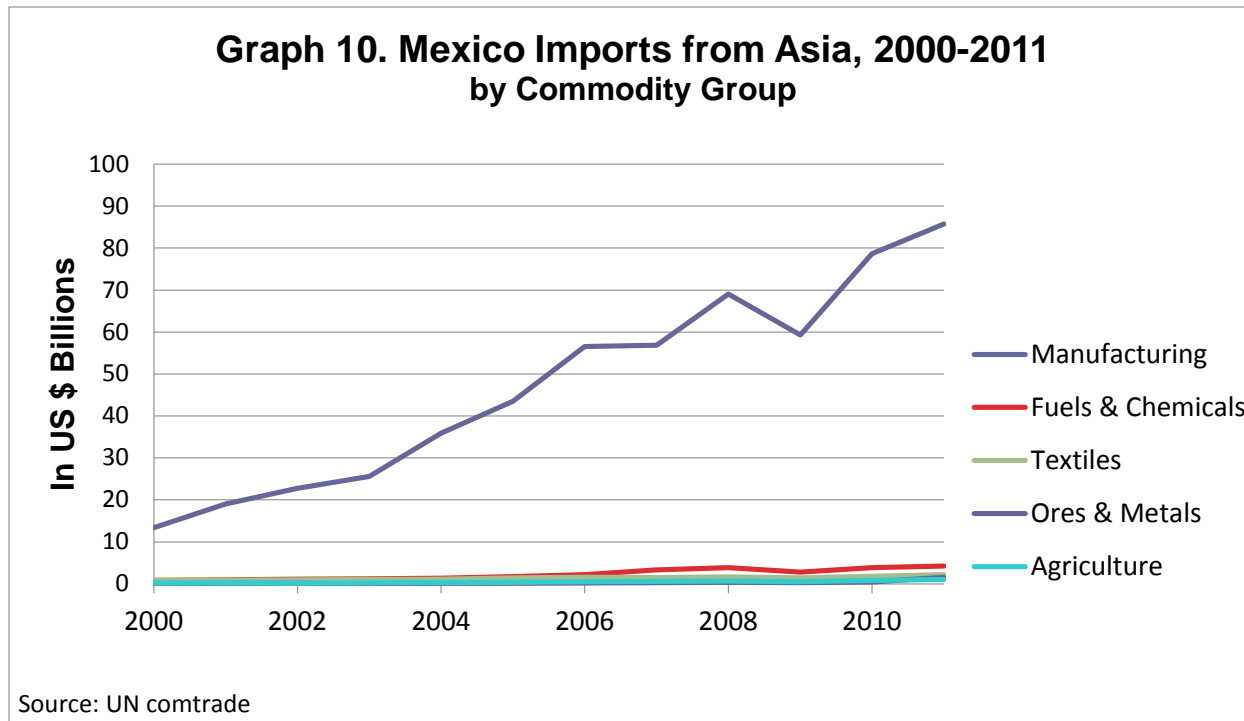
# National Trade Patterns

*Mexico: multi-product supply chain location*



# National Trade Patterns

*Mexico: multi-product supply chain location*



# Trade Policy Responses to the Asian Challenge

Table 3. Latin American – Asian Free Trade Agreements (as of end-June 2012)

LAC Country	In Effect	Under Negotiation
<b>Chile</b>	Korea, Rep. - 2004 China – 2006 Japan – 2007 India – 2007 Australia – 2009 Malaysia – 2012 Brunei/Singapore – 2005	Thailand – 2011 TPP - 2010
<b>Colombia</b>	--	Korea, Rep. - 2009
<b>Costa Rica</b> <b>Dominican Rep.</b> <b>El Salvador</b> <b>Guatemala</b> <b>Honduras</b> <b>Nicaragua</b>	China – 2011 -- Taipei, China – 2008 Taipei, China – 2006 Taipei, China – 2008 Taipei, China – 2008	Taipei, China - 2004
<b>Panama</b>	Taipei, China -2004 Singapore – 2006	
<b>Mexico</b>	Japan – 2005 --	Singapore - 2000 Korea, Rep. – 2006 TPP - 2010
<b>Paraguay</b>	--	Taipei, China - 2004
<b>Peru</b>	Singapore – 2009 China – 2010 Korea, Rep. – 2011 Thailand – 2011 Japan – 2012	TPP - 2010

**Thank you!**

**Comments welcome:  
rfeinberg@ucsd.edu**