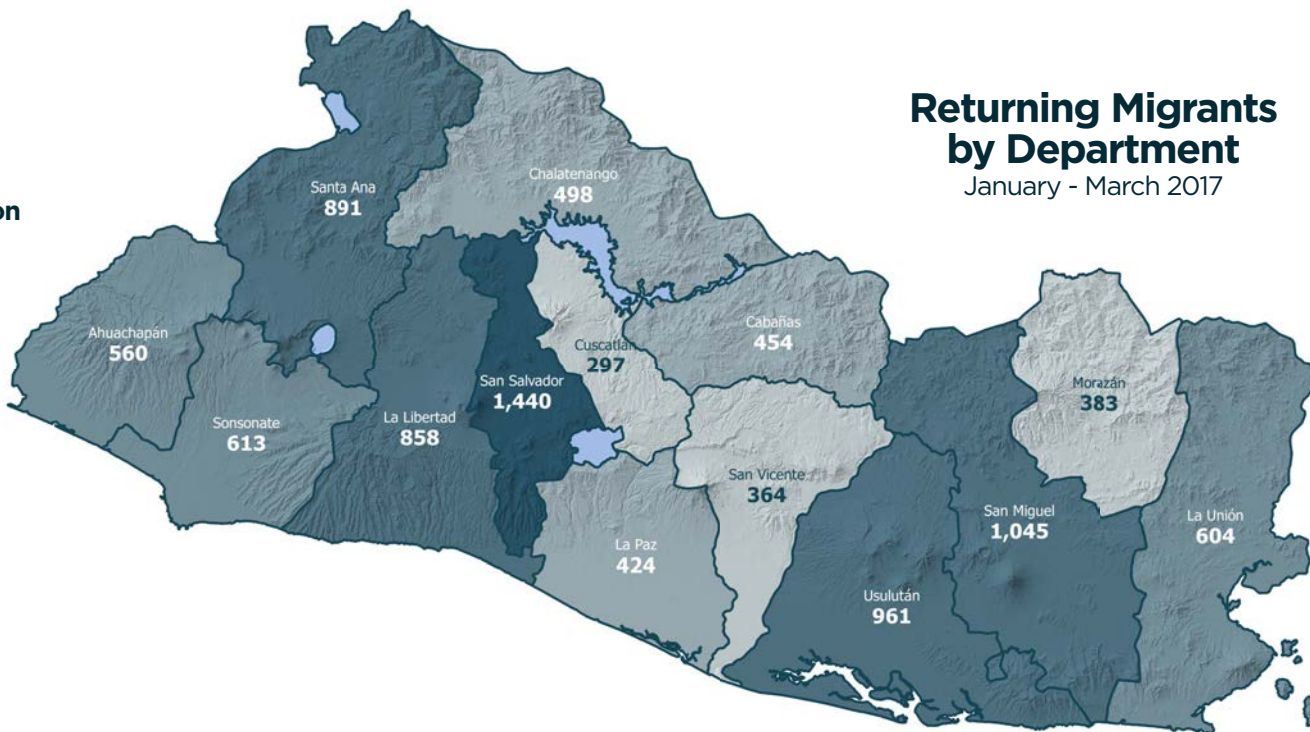
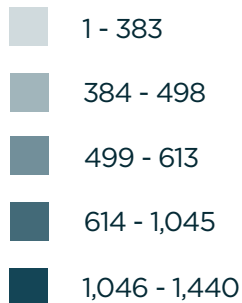




9,392

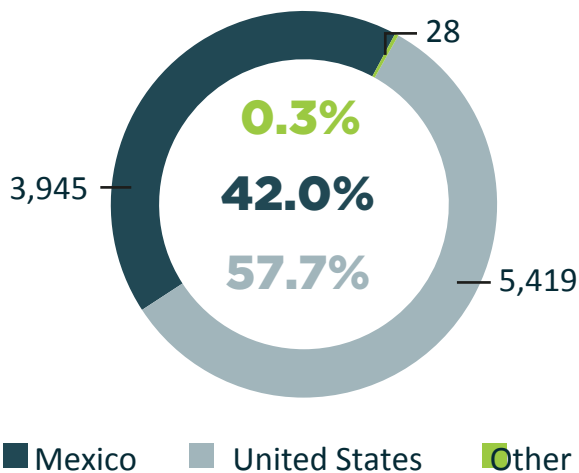
Total Returning Migrant population
January - March 2017



Returning Migrants by Department
January - March 2017

RETURNING MIGRANTS IN EL SALVADOR BY COUNTRY OF APPREHENSION

January - March 2017



REASONS TO MIGRATE / January - March 2017

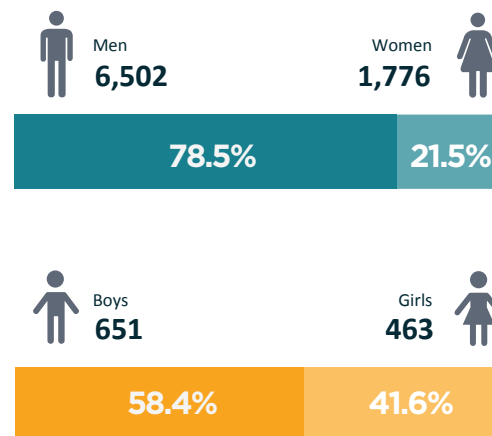
■ Adults ■ Children and Adolescents



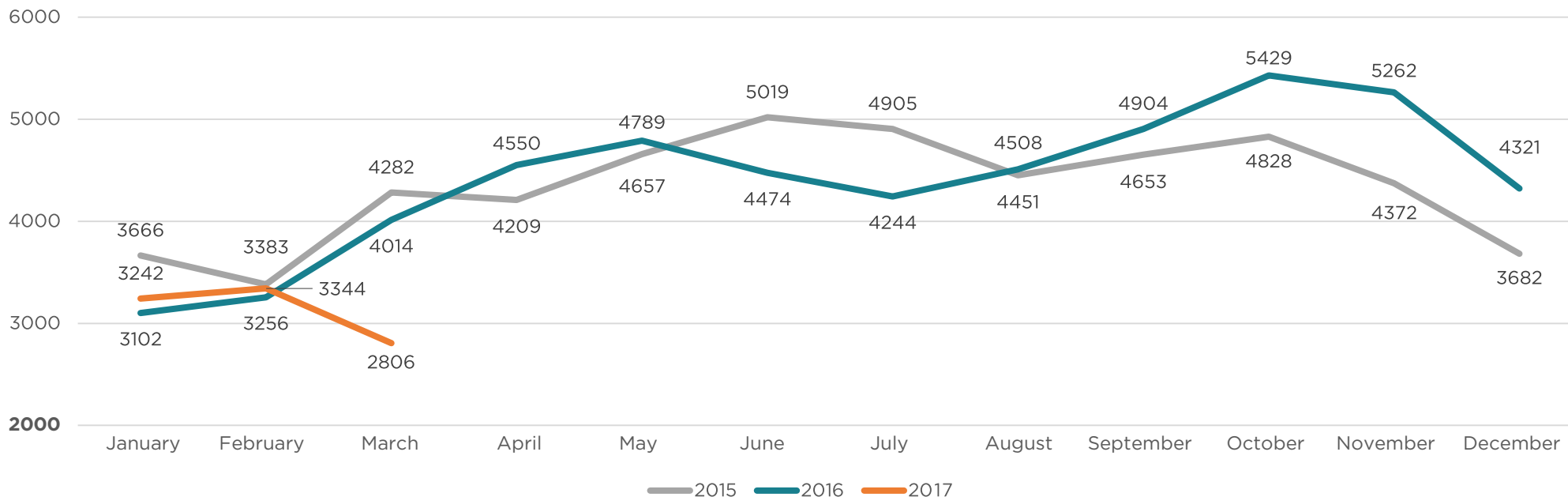
*Observations from the children and adolescents data base are not taken into consideration because the reason was unspecified.

RETURNING MIGRANTS BY SEX

January - March 2017



RETURNING MIGRANTS BY MONTH AND COUNTRY OF APPREHENSION ACCORDING TO YEAR OF RETURN



Source: Dirección General de Migración y Extranjería (DGME).

VARIATION

January - February 2016 and January - February 2017

TOTAL VARIATION

-9.4% ↓ 

2016: 10,372
2017: 9,392

UNITED STATES

26.4% ↑

2016: 4,288
2017: 5,419

Adults

26.1% ↑

2016: 4,267
2017: 5,380

Children and Adolescents

85.7% ↑

2016: 21
2017: 39

MEXICO

-34.9% ↓

2016: 6,060
2017: 3,945

Adults

-38.1% ↓

2016: 4,642
2017: 2,873

Children and Adolescents

-24.4% ↓

2016: 1,418
2017: 1,072